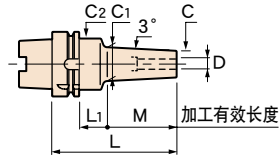



**A40**

A40-SLSA4-85-M42

一体型 3°



■标准附属品  
●冷却液导管(固定式)→P.206

■备注  
●可对应可动式冷却液导管→P.206

■注意事项  
●刀具安装...插入刀具时,请务必将刀具插入比安全记号更深的位置。

安全记号

壁厚 t

最短夹持长度 H

刀具最大插入长度 h

HEATROBO电磁 1200S (HRD-01S-230AS)  
电磁式加热器对应表

[○] 可加热 [×] 不可加热

型号	φD	φC	t	L	M	L1	φC1	φC2	H	h	Kg	N	S	缩略图	
<b>A40-SLSA3- 60</b>	3	6	1.5	60	22	18	8.3	20	9	44	0.2	1.3	4.8	○	<u>1</u>
- 65-M22				65		23		25			0.3	3	4.5		2
- 85-M42				85	42		10.4			64		3.2	9.1		3
-100-M42				100		38				78		3.3	9.3		4
-SLRA3- 65-M22	3	7.5	2.25	65	22	23	9.8	25	9	44	0.3	3	2.7	○	5
- 85-M42				85	42		11.9			64		3.2	5.3		6
-SLFB3- 65-M22	3	9.5	3.25	65	22	23	11.8	25	9	44	0.3	3	1.2	○	7
- 85-M42				85	42		13.9			64		3.3	3.2		8
<b>A40-SLSA4- 60</b>	4	7	1.5	60	22	18	9.3	20	12	44	0.2	1.4	3.8	○	<u>9</u>
- 65-M22				65		23		25			0.3	3.1	3.5		10
- 80				80	42	18	11.4	20		64	0.2	1.4	7.5		11
- 85-M42				85		23		25			0.3	3.4	7.1		12
-100-M42				100		38				78		3.5	7.4		13
-SLRA4- 65-M22	4	10	3	65	22	23	12.3	25	12	44	0.3	3.1	1.7	○	14
- 85-M42				85	42		14.4			64		3.5	3.1		15
-SLFB4- 65-M22	4	12	4	65	22	23	14.3	25	12	44	0.3	3.2	1.3	○	16
- 85-M42				85	42		16.4			64		3.5	2.2		17
<b>A40-SLSA6- 65-M22</b>	6	9	1.5	65	22	23	11.3	25	18	44	0.3	3.2	2.3	○	18
- 80				80	42	18	13.4	20		54	0.2	1.5	5.1		19
- 85-M42				85		23		25		64	0.3	3.9	4.8		20
-100-M42				100		38				78		4	5.1		21
-SLRA6- 60	6	12	3	60	22	18	14.3	26	18	39	0.3	1.4	1.3	○	22
- 65-M22				65		23		25		44		3.2			23
- 85-M42				85	42		16.4			64		3.9	2.4		24
-SLFB6- 70-M22	6	14	4	70	22	28	16.3	32	18	48	0.4	4.1	1	○	25
- 90-M42				90	42		18.4			68		4.7	1.6		26
<b>A40-SLSA8- 65-M22</b>	8	11	1.5	65	22	23	13.3	25	24	44	0.3	3.2	1.6	○	27
- 85-M42				85	42	23	15.4	25		64		4.3	3.4		28
-100-M42				100		38				78		4.4	3.8		29
-SLRA8- 65-M22	8	14	3	65	22	23	16.3	25	24	44	0.3	3.2	1.1	○	30
- 85-M42				85	42		18.4			64		4.3	2		31
-SLFB8- 70-M22	8	18	5	70	22	28	20.3	32	24	48	0.4	4.1	0.7	×	32
- 90-M42				90	42		22.4			68		5.2	1.1	○	33



特点

加热装置

一体型 3°  
一体型 CURVE

一体型系列

2 体型系列

UNO

强力型 热敏刀嘴

Z

直柄延长杆

相关商品

周边机器

技术资料

型号	$\phi D$	$\phi C$	t	L	M	L <sub>1</sub>	$\phi C_1$	$\phi C_2$	H	h	Kg	N	S	缩略图	特点
<b>A40-SLSA10- 65-M22</b>	10	13	1.5	65	22	23	15.3	25	30	44	0.3	3	1.2	○	34
- 85-M42				85	42		17.4			64		4.6	2.6		
- 90				90	28	26	1.9								
-100-M42				100	38	25	78	4.7	3						
<b>-SLRA10- 65</b>	10	16	3	65	22	23	18.3	26	25	44	0.3	1.6	0.9	○	38
- 65-M22												25	30		
- 90-M42				90	42	28	20.4	32	69	0.4		5.4	1.5		
<b>-SLFB10- 70-M22</b>	10	22	6	70	22	28	24.3	32	30	48	0.4	3.9	0.6	×	41
- 90-M42				90	42		26.4			68		0.5	5.6		
<b>A40-SLSA12- 65-M22</b>	12	15	1.5	65	22	23	17.3	25	30	44	0.3	3.3	1.1	○	43
- 90-M42				90	42		28			19.4		32	68		
<b>-SLRA12- 65-M22</b>	12	20	4	65	22	23	22.3	25	30	44	0.3	3.3	0.8	○	45
<b>-SLFB12- 70-M22</b>	12	26	7	70	22	28	28.3	32	30	48	0.4	4.2	0.6	×	46
<b>A40-SLRA16- 65-M22</b>	16	26	5	65	22	23	28.3	33.5	32	43	0.4	2	0.5	○	47
<b>A40-SLRA20- 70-M50</b>	20	32	6	70	50	-	33.5	-	38	48	0.4	2.4	0.6	○	48



MAKINO

N2-5AX



特点

加热装置

一体型 3°  
一体型 CURVE

一体型系列

2 体型系列

UNO

强力型 热敏刀柄

Z

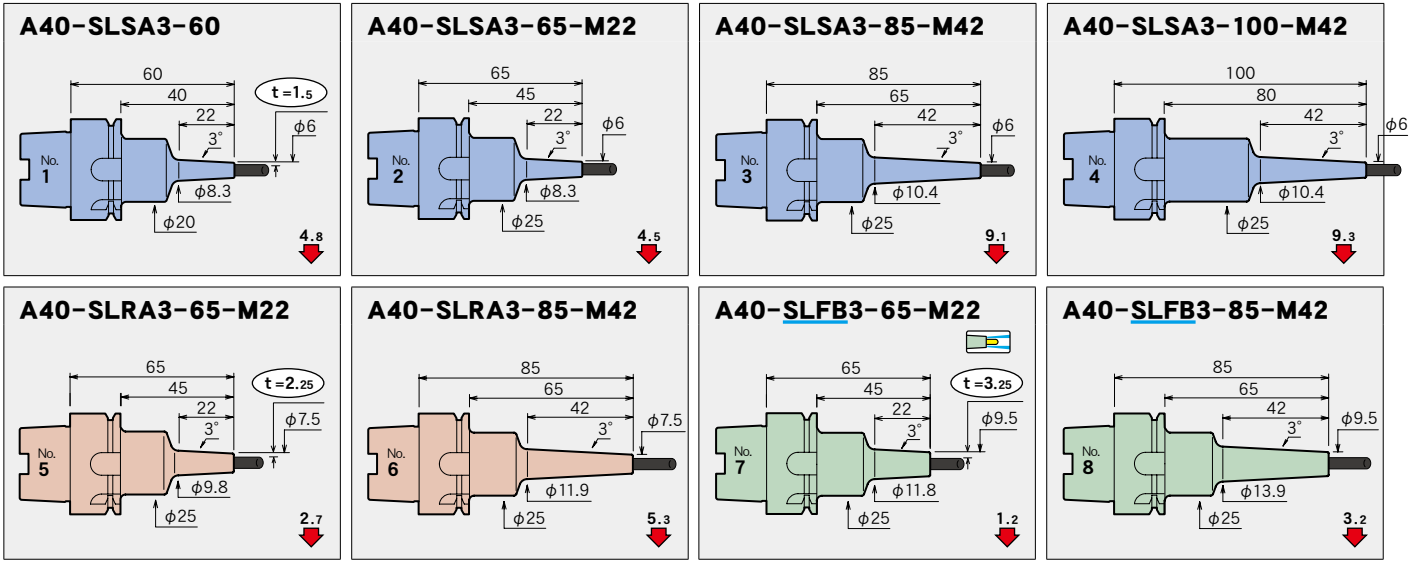
直柄延长杆

相关商品

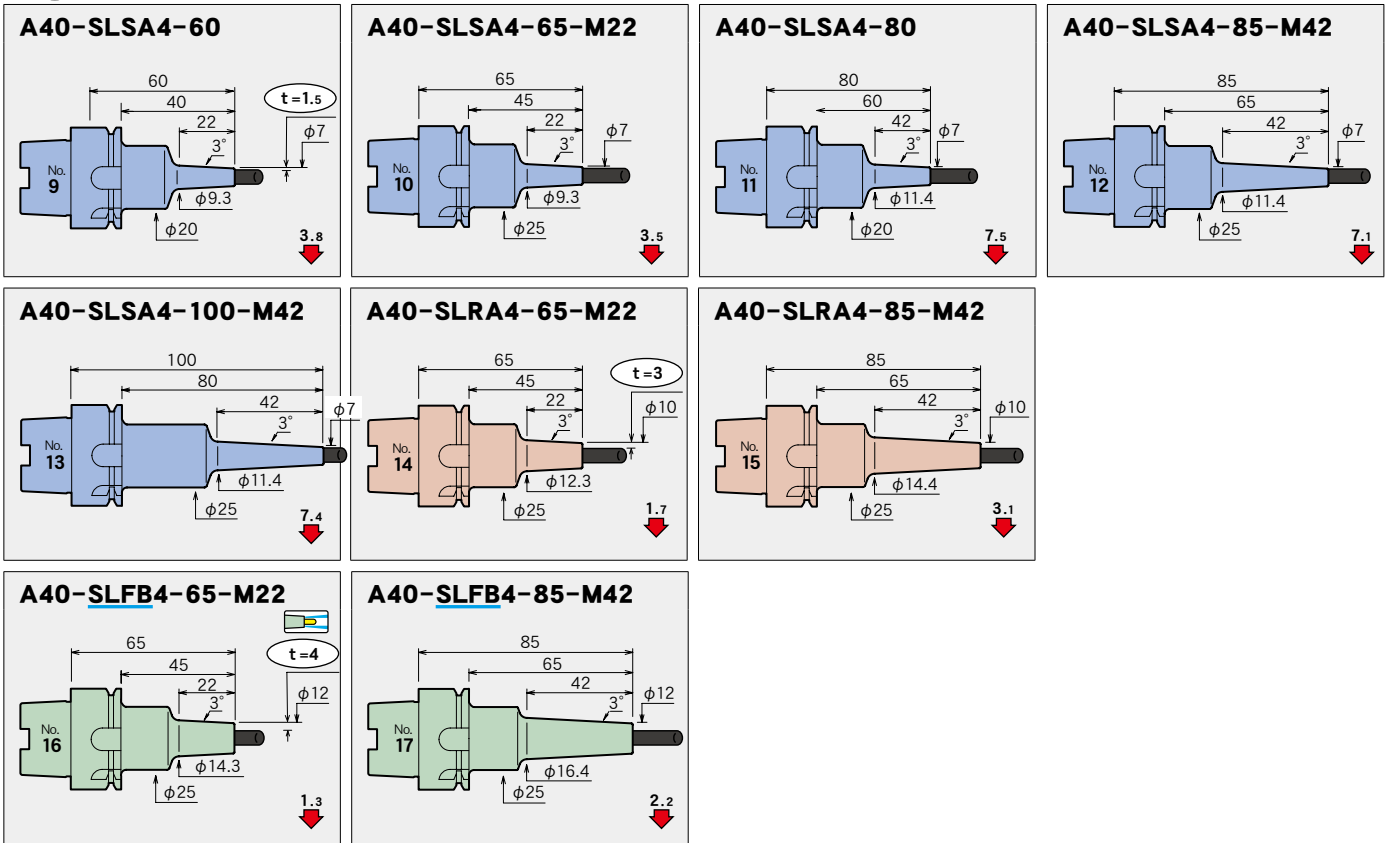
周边机器

技术资料

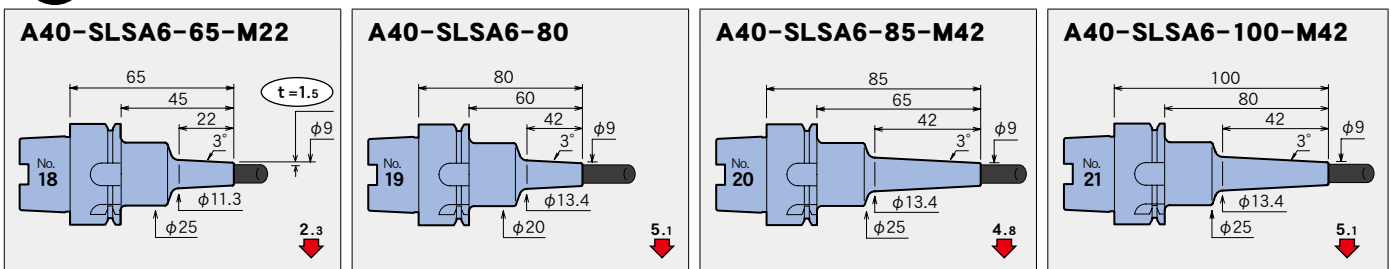
φ3



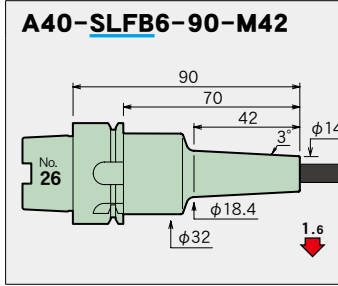
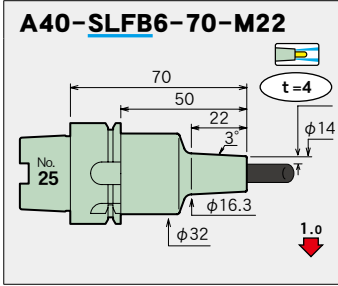
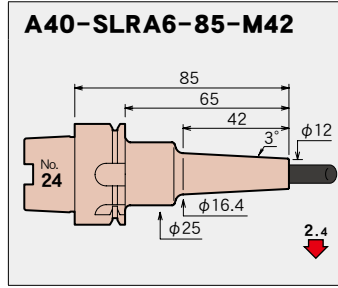
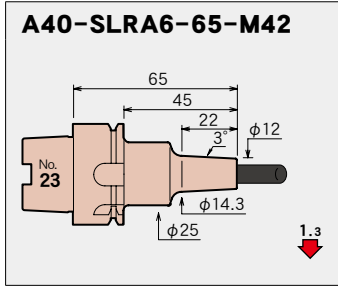
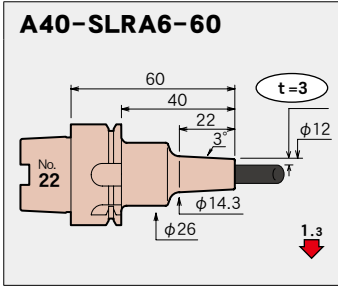
φ4



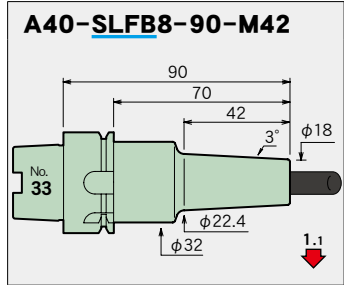
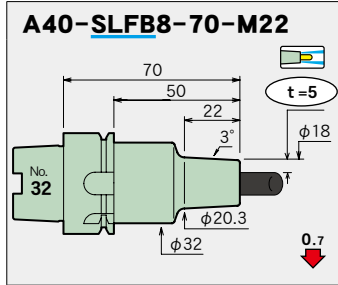
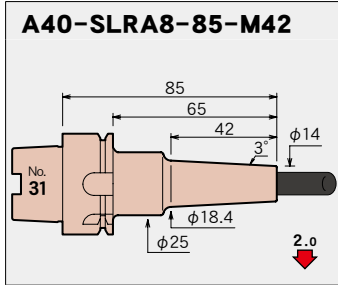
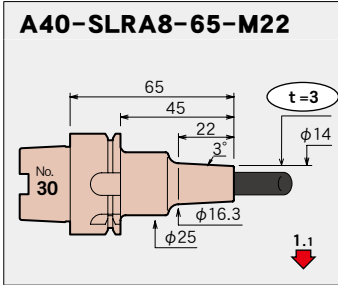
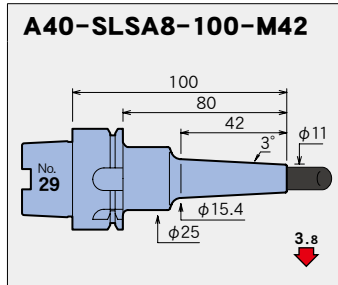
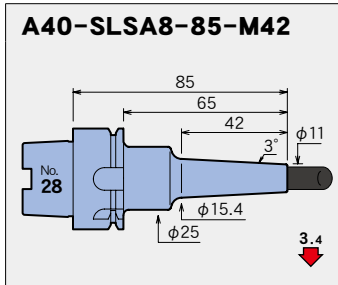
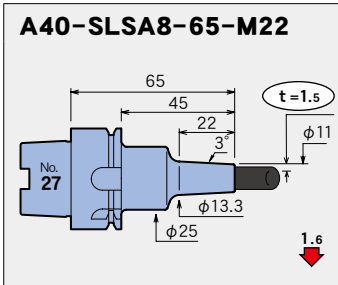
φ6



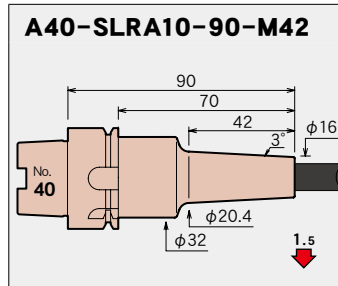
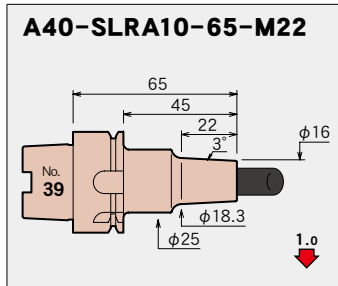
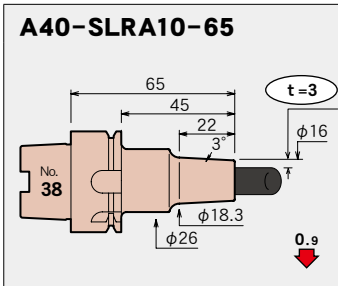
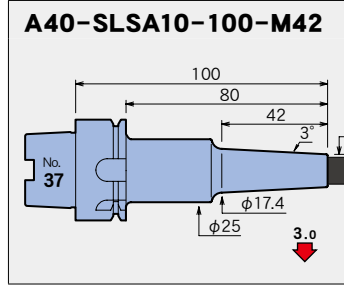
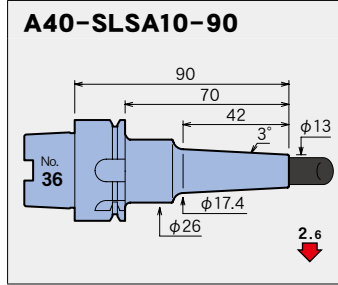
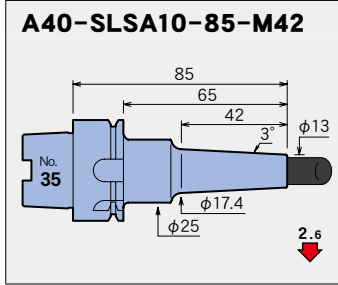
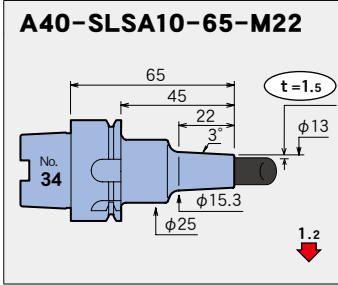
特点  
加热装置  
一体型 3°  
一体型 CURVE  
一体型系列  
2 体型系列  
UNO  
强力型 热媒刀嘴  
Z  
直柄延长杆  
相关商品  
周边机器  
技术资料

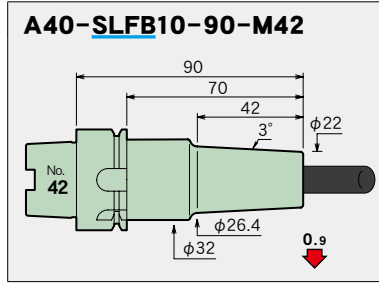
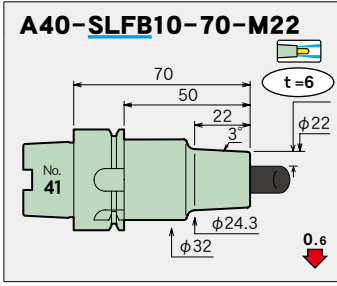


φ 8

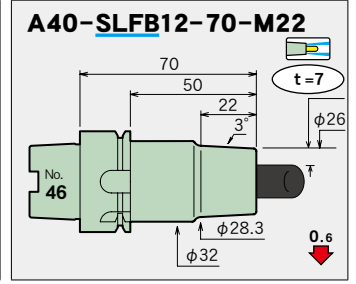
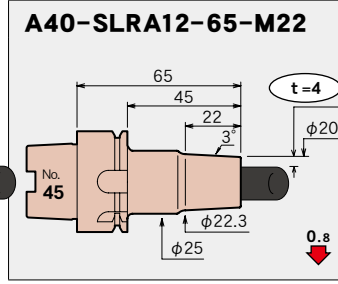
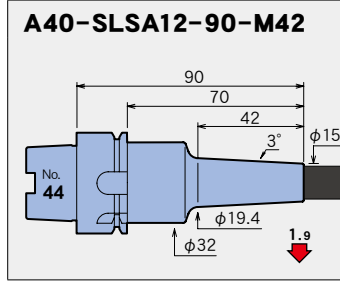
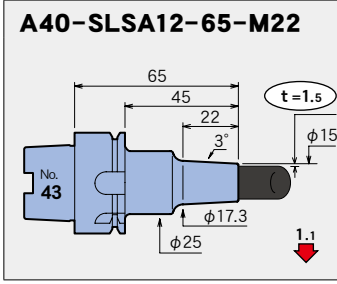


φ 10

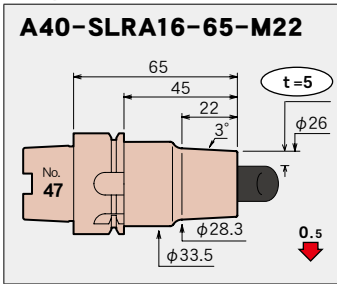




**φ12**



**φ16**



**φ20**

